

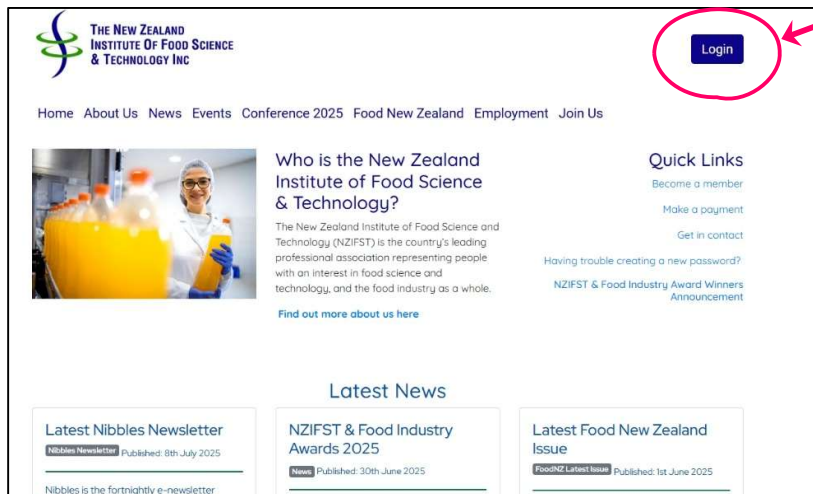
NZIFST Profiles – do I have to?

Yes! In order to register for NZIFST events, sign up for email notifications, manage an organisation's accounts and/or apply for NZIFST membership you must create a profile within the NZIFST system.


We will only send you emails for the event you have signed up for, or if you sign up to receive specific email notifications, such as for member notifications, events, newsletters or the FoodNZ Journal.

How do I set up an NZIFST Profile?


1. Head over to www.nzifst.org.nz and click on the Login Button, on the top right hand side.



2. This will take you to the login page below. Click on the Create a Profile button



3. Fill in the details on this page and click Sign Up.





To create an NZIFST profile, or make sure you don't already have one, fill in your details below.

First Name

Surname

Email

☐ I'm not a robot  reCAPTCHA
[Privacy](#) [Terms](#)

Powered by


4. If you already have an NZIFST Profile, an error message will appear at the top of the page like this:



That email is already in use. [Click here to reset your password!](#)

To create an NZIFST profile, or make sure you don't already have one, fill in your details below.

First Name

- a. Click on the blue link in the message which will take you to the Lost Password page:



Lost Password

Enter your e-mail address and we will send you a link with which you can reset your password

Email

[Send me the password reset link](#)

- b. Follow the instructions to reset your NZIFST profile password.
 - i. Detailed instructions can be found [here](#).
5. If you haven't previously created an NZIFST profile, you will see this message:




Nau Mai, Haere Mai, Welcome

Thank you for creating a profile on the NZIFST Site.

Please check your email for instructions on how to complete the login process and create a password.

Once you have completed the NZIFST login process, please update your profile with your contact details, by clicking on your name in the top right hand corner.

Head to your dashboard by clicking on this icon

 to find out how to sign up for NZIFST membership, and subscribe to various mailing lists.

6. Head to your email inbox and click on the link in the email to set up your password.

Welcome to NZIFST



NZIFST <info@nzifst.org.nz>
To: info@nzifst.org.nz



5:31 pm

Kia ora

Please click the link below to complete your site sign up and set your password.

<https://nzifst.org.nz/Security/activate/be83b9f3d17193a6e35d34cee040ce9f>

- a. The password set up page looks like this:



Password

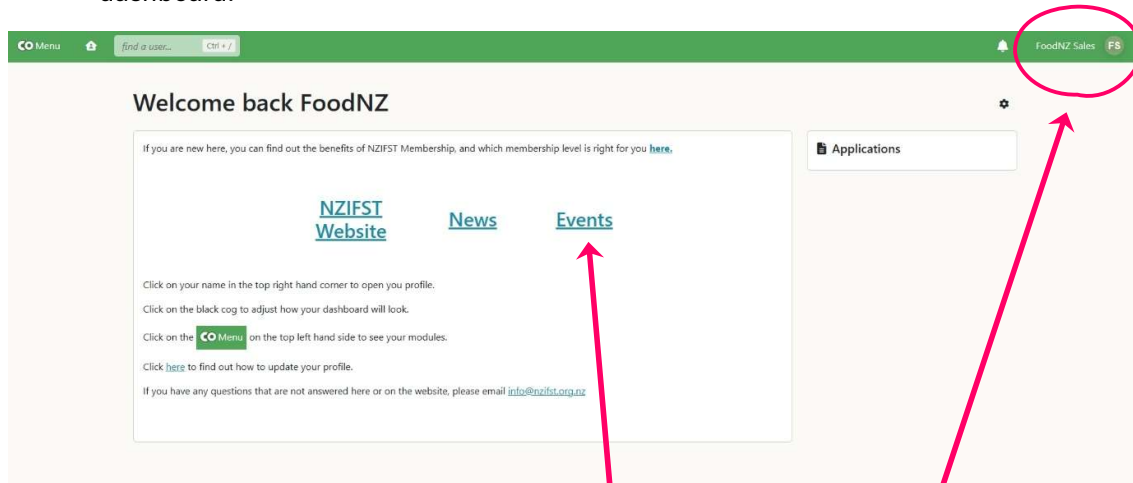
Enter a password

Confirm password

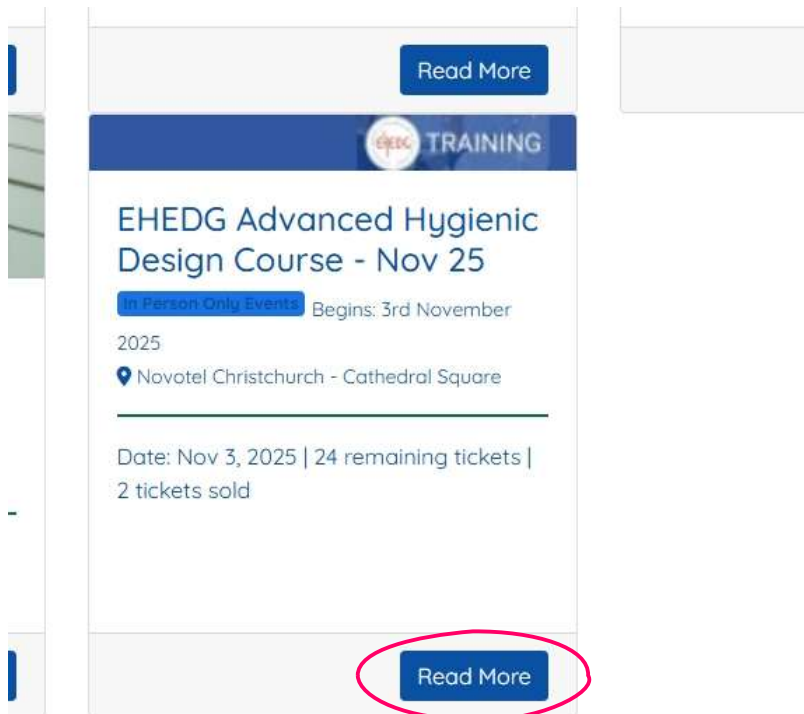
Re-enter your password

Set password


7. When you have completed setting up your password, you will be directed to your profile dashboard:



- a. Here you can head to the website, find news and events, and [update your profile](#).
 - b. If you update your profile with contact details, your organisation/company, dietary information etc, this information will flow into your event bookings.
 - c. If your organisation is not of the drop down list, please email info@nzifst.org.nz to have it added to the list.
8. To register for the EHEDG courses, click on the Events link in the dashboard (see arrow above), and scroll down to the EHEDG event, and click on the Read More button at the bottom.



9. And click the register button to register yourself for the event.



EHEDG Advanced Hygienic Design Course - Nov 25

[← All events](#) [Register](#)

The objective of this course is to provide knowledge and insight into the hygiene of equipment and hygienic engineering aspects especially for the food, but also cosmetics, pharmaceutical, biotechnology and chemical industries.

Who should attend?:

- Designers from Technical Engineering, Process Development and Quality Assurance
- Management, Marketing and Sales Staff from Design & Mechanical Engineering Companies and Food Manufacturers
- Operators, Maintenance and Reliability Engineers, Installers and Sanitarians
- Auditors, Inspectors, Testers, Consultants and Certifiers

10. Once you have registered, you will receive an email confirming your registration, and your invoice.
- a. If you would like your invoice to go to your accounts department, please email wendy@nzfst.org.nz with the accounts department details, so these can be added to your organisation's profile.